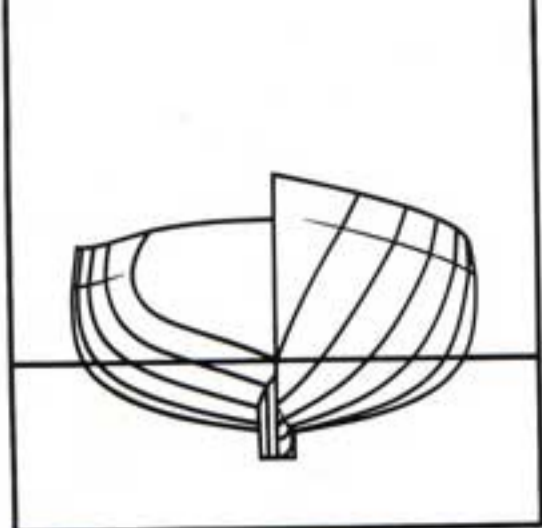


THIS SHALLOW DRAFT CUTTER  
WAS DESIGNED FOR THE  
PERSONAL USE OF THE  
MOST ORNERY  
KNITPICKING,  
DEMANDING,  
HYPERCRITICAL  
CLIENT I'VE  
EVER HAD-

ME, JIM<sup>99</sup>  
KROGEN.



KROGEN 38' SHOAL DRAFT CUTTER



**T**O SEE THE KROGEN 38' CUTTER is to know you're looking at a thoroughbred. Sleek. Swift. Unintimidated by low tide or high wind. From the subtle complex curves of the bow to the clean slash of the stern, this is a sailing craft without compromise. She's a spirited, savvy sailor that thrives on little water, gliding gracefully to shallow cays and crannies unnavigable by most other seagoing vessels.

To highly respected naval architect Jim Krogen, the 38 Shoal Draft Cutter was a labor of love. It was to be his home, his weekend getaway, and someday - his ocean voyage. Here's how Jim explains it:

*"I knew exactly the kind of boat I wanted. She had to be secure. Perform on all points of sail. Skim the shallows. Stow plenty of comfort. And, of course, she had to be a beauty."*

*"I like to sail fast, so I rigged the 38 with a full 850 sq. ft. of canvas. But, I'm a little lazy, so I searched out the most operative hardware, then fitted her for easy handling. She's fun to sail. Quick to respond. Stiff in a stiff wind. Still, she can sneak over about three feet of water. The people can handle her with no trouble. In fact, with tandem centerboards, she practically sails herself."*

*"As I was going to live aboard full time, I made sure there was plenty of ventilation, convenience and elbow room. The raised deck really expands the quarters. Makes her much more congenial on long cruises."*

*"In retrospect, I think it took every one of my 26 years at the drawing board and a lot more as a sailor to design the 38. After cruising and living on her for a couple of years now, I think I did right."*

**Welcome aboard the  
Krogen 38' Shoal Draft Cutter.**



#### **Classic Tradition, Contemporary Comfort**

The Krogen Cutter has the noble character and quick response reminiscent of illustrious 19th Century Clipper Ships. The hand-finished teak interior adds warmth and richness to an easy, liveaboard life that's rarely associated with a macho sailing machine.

#### **Sailing**

The shoal draft design makes the Krogen 38 an intrepid gunkholer. She navigates shallows inaccessible to most seagoing craft; can readily be moored at the majority of waterfront residences.

Broad beam coupled with approximately 30 percent ballast displacement ratio keep the Krogen 38 stiff and steady in any mix of wind and sea conditions. Tandem boards give her

excellent directional stability and balance. When working up-wind, the sophisticated hydrodynamic design of the centerboard gives an exceptional "lifting" quality. Indeed, on all points of sail, the Krogen 38 is a top performer.

#### **Standard Rig:**

Jiffy reefing mainsail  
Club Foot fore-staysail  
Hanked on genoa.

#### **At owner's option:**

Roller reefing/furling gear on any or all sails.

#### **Construction**

The Hull of the Krogen Cutter is of fiberglass sandwich construction with closed-cell PVC foam core; heavy hand lay-up using mat and roving. This state of the art construction is one of the most enduring and safest afloat. (Closed-



cell (foam core does not deteriorate or absorb water.) The composite structure serves both as a buoyancy material and shock, sound and temperature insulator. It rides quiet, increases impact strength and eliminates condensation build-up inside the hull.

Ballast is 7,000 lbs of lead. (Iron, in keel version.)

Cockpit, bowsprit and cap rail are teak. The teak cockpit seats and sole lift for extensive storage.

All cabinetry, joiner-work and paneling are teak. Teak-capped beams throughout. Saloon, galley and stateroom soles of teak and holly.

*Guest Stateroom is versatile and accommodating with two large single berths that convert into comfortable double with the cushioned "vee" insert. Hanging locker, storage lockers and drawers provide abundant storage. Convenient private wash basin.*

**On Deck**

- Wheel Steering
- Compass & Pedestal
- Aluminum Spars
- Stainless Steel Rigging
- Dacron Running Rigging
- 3 Lewmar Haylard Winches
- Merriman Centerboard Winch
- Lewmar #30 Self-tailing Main Sheet Winch
- Lewmar #44 Self Tailing Genoa Sheet Winch
- 2 Sarapson Posts
- Bow Chocks
- Stern Chocks
- 4 Mooring Cleats
- 4 Dock Lines
- Genoa Sheet Tracks
- 200ft. Anchor Rode
- Anchor - 35 lb., Plow Type
- Double Life Lines, Stanchions, thru-bolted W/Gates
- Bowsprit with (2) Roller Chocks
- Roller-bearing Traveler on Main and Forestaysail
- Stainless Steel Bow Rail
- Stainless Steel Stern Rail with gate
- 4 Bomar Hatches (3 are reversible)
- 3 Nicro-Fico Cowl Vents
- 3 Venturi Exhaust Vents
- 3 Dorade Vents
- 9 Opening Bronze Ports
- Teak Companionway Sliding Hatch

**Mechanical**

The engine compartment is insulated and readily accessible from all sides for servicing and routine maintenance.

**Engine**

Perkins 4-108  
50 h.p.; 2:67 reduction gear

**Shaft**

Stainless steel, 1 1/4"

**Propeller**

3-blade bronze  
18" diameter

**Muffler**

Fiberglass

**Fuel Tanks**

Stainless Steel

**Steering**

Edson rack and pinion  
28" teak wheel, stainless steel "Destroyer" outer ring

**Rudder**

Fiberglass with protective skeg under

**Controls**

Morse single lever type

**Electrical**

The same expertise, care and thoroughness required of Jim Krogen to meet the rigid standards established for commercial craft are evidenced in the excellent electrical system of the Krogen 38. It is exceptionally reliable and virtually trouble-free.

**Components**

**Batteries**

Heavy-duty starting (140 amp. hr.)  
Heavy-duty ship's service (140 amp. hr.)

**40 AMP Battery Charger**

**Battery Volt Meter**

**Battery Box - Fiberglass**

**Electrical Panel**

AC and DC metal lined with circuit breakers

**Circuit Breaker Distribution Panels**

**Complete Bonding System**

for electrical grounding

**Lightning Protection**

**Receptacles**

9-12 Double Receptacles located throughout (110 Volt)

**Lighting System**

12V DC

**Dockside Circuit**

110V AC

**Navigation Lights**

**Anchor Light**

**Spreader Lights**

**Lights**

25 fixtures (12 volt)

**Auxiliary Systems**

**Copper Piping; Insulated Hot Water**

**Hot and Cold Fresh-Water Pressure System:**

(2) 70-gal. Stainless Steel Tanks

**Hand Pump Toilet**

Approx. 25-gal. Holding Tank with by-pass and pump in event of no discharge station.

**Hot Water Heater**

(AC and from engine)

**All Sinks and Basins of**

**Stainless Steel**

**Shower Sump Pump**

**Deck Hose Connection**

**for Washdown**

**Additional Standard Equipment**

**Salon Fireplace**

**Teak Gallows Frame**

**Teak Name Board**

**Trail Boards**

*Note: All underwater thru-hulls have bronze seacocks. All pumps and motors manufactured in U.S.A.*

**Specifications**

**Length Overall**

38'2"

**Length Waterline**

32'1"

**Beam**

12'8"

**Draft**

3'2" Board Up, 6'8" Board Down

**Displacement**

24,000 lbs.

**Sail Area**

858 Sq. Ft.

**Fuel Capacity**

80 gal.

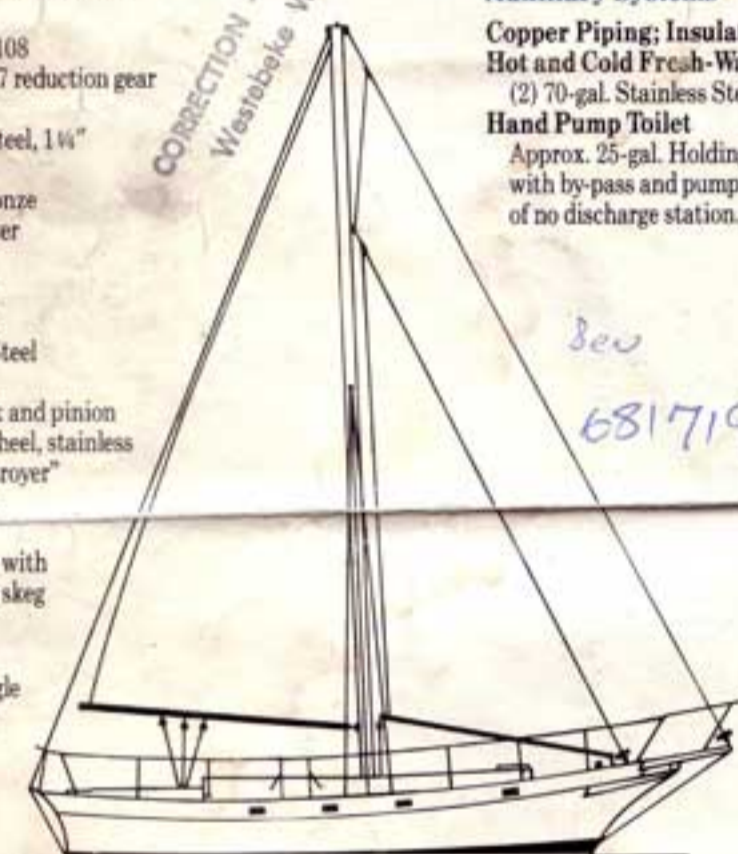
**Water Capacity**

140 gal.

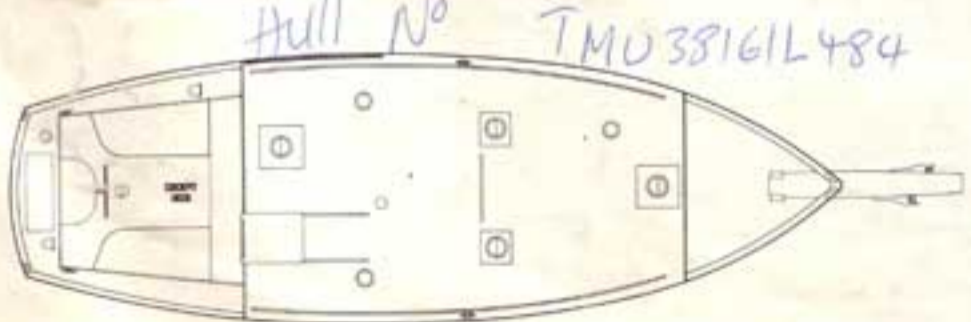
(Also Offered in Keel Version with 5 ft. Draft)

Equipment and specifications subject to change.

CORRECTION - Now using Westerbeke W46 40hp



Cutter Standard Arrangement



Deck

See 681719

Bill

Del.

DL 8435A

Hull No TMU 38161L484

0101 305 326 0266

For further information please contact:  
Kadey-Krogen Yachts, Inc.  
P.O. Box 350519, Miami, Florida 33135  
Tel. 305/326-0266 TLX 808067 KASHIP

Master Stateroom, handsomely teak paneled, has full double berth with storage under, large hanging closet and mirrored dresser.

Also in Master Stateroom, Mirror folds down to become chart table. Stainless steel wash basin in mica counter top. ▼

The Saloon is full-beam width, bright with natural light, and comes complete with fireplace. Fore, aft and wrap-around seating has storage under. Teak drop-down table converts to large double berth. Starboard table opens to dining space for eight. ▶

Forward of the Saloon, (but not shown here) the Head is sufficiently spacious for W.C. plus large separate shower stall with scrub seat. Hamper behind W.C.



The Teak-trimmed Galley is both attractive and artful in providing maximum efficiency and counterspace.

Propane oven/range hides-out under hinged countertop. Double stainless sink; large pull-out trash bin and top-loading food

owner's option, fitted with refrigerator and freezer. Teak companionway ladder swings aside for access.

▲ Countertop raised, showing three-burner propane oven/range.

# KROGEN 38'

